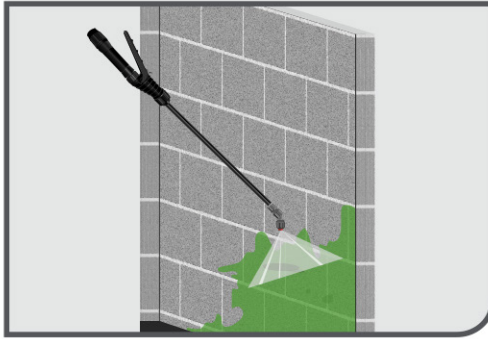
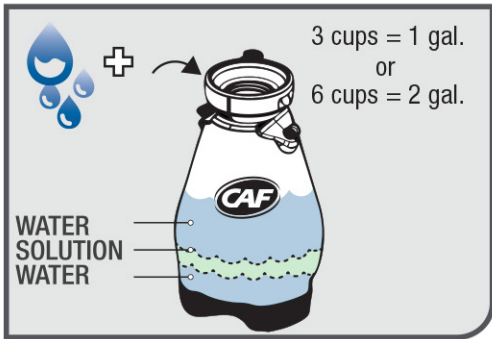
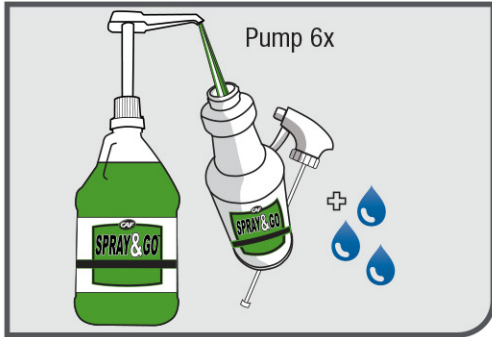




MOSS, MOLD, MILDEW & ALGAE STAIN REMOVER CLEANING INSTRUCTIONS



Always wear safety goggles and rubber gloves when mixing and using SPRAY&GO

TO MIX

Using the chart below measure out the number of pumps needed for your cleaning task. Then fill container with water.

CONTAINER	MEASURE	PUMP
32 oz sprayer	3/4 Cup or 6 oz	1 Pump = 1 oz
1 - Gallon sprayer	3 Cups or 24 oz	
2 - Gallon sprayer	6 cups or 48 oz	

SPRAY

Apply SPRAY&GO to a dry surface stain until surface is thoroughly saturated. A second application may be required when treating persistent stains.

GO

Walk away and allow to air dry.



Note: Final mixture should equal container measurement.

HAVE QUESTIONS? NEED TRAINING?
WE'RE HERE TO HELP!



Visit www.mycaf.com for additional product information, SDS, training materials, product videos and more.



EFFECTIVE ON

- Aluminum siding
- Painted metal
- Asphalt
- Wood surfaces
- Plastic
- Concrete
- Pool surroundings
- Ceramic
- Play equipment
- Wood decks
- Fiberglass
- Clay tiles

FREQUENCY

As needed. For best results, check surface for compatibility prior to cleaning.

TASK DURATION

Depending on surface, 1-5 minutes.

MULTI SURFACE CLEANER	
2.2 LBS (1.4 KG)	YIELDS
21	17.5
32 OZ APPLICATIONS	2 - GAL. APPLICATIONS

